

# Outlook 2018: Twin peaks

Global growth and QE reach for the summit



## From the Research & Investment Strategy team

**With contributions from:**

Amaury Boyenval – Multi Asset Client Solutions

Julien Foll – Responsible Investment

Olivier Vietti – Fixed Income

# Green Bonds: market set for growth across regions

By Aidan Yao and Shirley Shen, Julien Foll and Olivier Vietti



- The green bond market continues to develop at a significant pace, with demand particularly strong from institutional investors
- The green bond market offers a tangible route to investing in the low-carbon economy
- In order to select green bonds in line with our environmental strategy, we have developed our own green bond assessment framework
- China has quickly emerged as a major market player but will need to address transparency issues to meet investor expectations

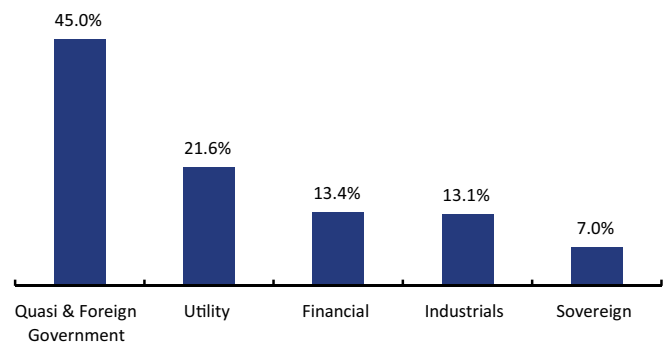
## Global green bond market continues to expand

The green bond market continues to grow, offering investors broader investment opportunities, as more than 200 issues are available across major green bond indices. As at the end of October 2017, there were more than US\$100bn in new issuance volumes, making it a record year for green bonds, after US\$90bn in 2016 (Exhibit 3).

Exhibit 1

### More diversified across sectors

Global green bonds sector breakdown



Source: BofA ML and AXA IM Research – As of 31/10/17

While the first issuances were predominately from supranational entities (the European Investment Bank issued its first green bond in 2007), the market only started to grow in earnest in 2012, as large transactions were completed by issuers from the supranational and agency sectors. In the following year, the first truly sizeable

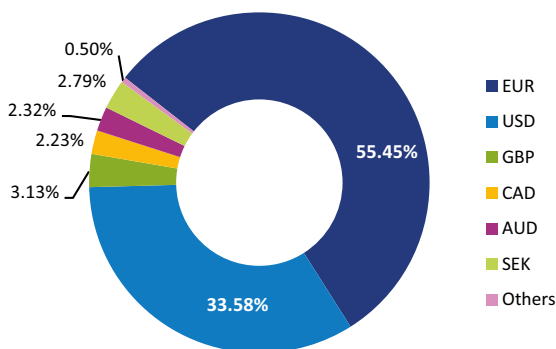
green bonds were issued by large corporates. The global green bond market has continued to develop at a significant pace and, as of October 2017, is now more diversified. As shown in Exhibit 1, supranational entities and agencies represent close to 45% of the global universe, followed by the utility sector (22%), banks (13%), corporate debts (13%), and government debts (7%). While continuously increasing, the number of issuers remains limited, at 103.

Meanwhile demand has been particularly strong from institutional investors. According to the Climate Bond Initiative (CBI), 54% of green bonds have been allocated to socially responsible and/or green investors. Institutional investors have a large share of green holdings as they have a particular appetite for this market – it offers transparency and environmental benefits at similar prices to non-green bonds from the same issuers.

Exhibit 2

### Euro first currency of green bond issuance

Global green bonds currency breakdown

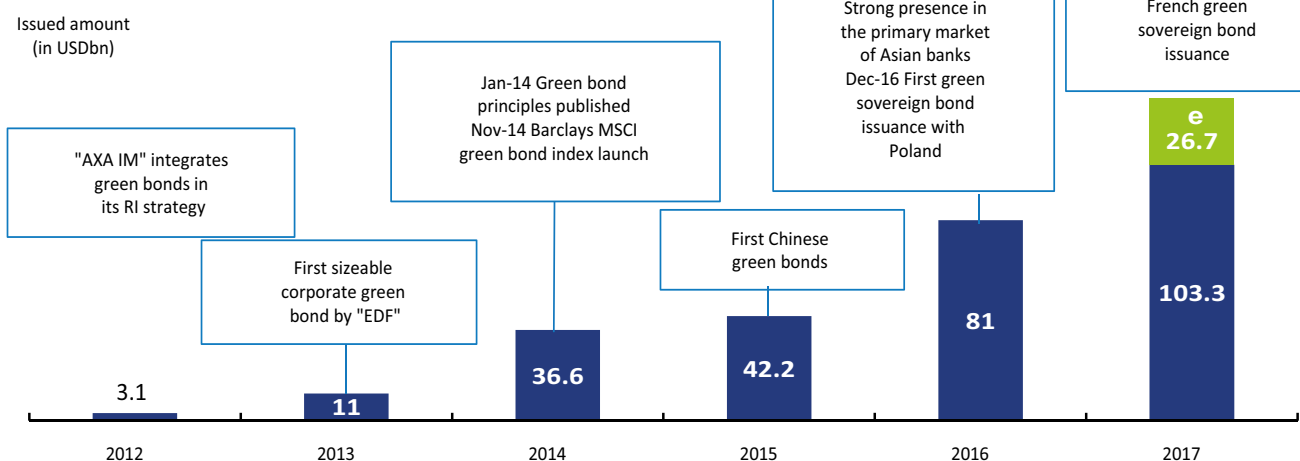


Source: BofA ML and AXA IM Research – As of 31/10/17

Exhibit 3

### Another record year for green bond issuances

Green bond market evolution



Source: Climate Bonds Initiatives and AXA IM Research – As of 31/10/17

In this high demand environment, pricing is key for investors. According to the CBI, most green bonds analysed in its sample priced in line with traditional new issuances. Additionally, on occasion, performance in the secondary euro corporate debt market has been higher than traditional bonds (this has however not been the case in the US dollar sector). Strong demand sees oversubscription ratios above 2 for euro and dollar green deals. European demand is particularly dynamic, probably highlighting the fact that the euro is the first currency of issuance, with close to 55% of the total Green Bond indices priced in that currency (Exhibit 2).

Liquidity has also improved significantly over the past two years, with bid/ask spreads compressing, allowing better trading in secondary markets. Existing issuers have continued to build their curves and the green bond benchmark transaction issued by the French State early 2017 offered undisputable liquidity to investors.

## 2017: Robust activity in the European market

Activity has remained robust in Europe with more than 50% of new issuances coming from the European market. While 30% of the global issuances came from Chinese issuers in 2016, following Beijing's attempt to deleverage the financial system, primary market activity in the country tapered off in 2017. However, we think this halt is temporary, and issuance will resume as China accelerates its green transition. And even with this decline, China remains the second biggest issuer after France. This year has indeed been marked by the issuance of green instruments by the French government, providing investors with a new asset class from a high-quality issuer to invest in – and a large issuance of €8.6bn to ensure liquidity. The European banking sector has also been particularly active, with issuance coming from a variety of different banks and countries.

## Investing in the low-carbon economy

Although businesses are slowly beginning to favour the ‘green’ model, the world still looks set to overshoot the +2°C temperature rise target if no large-scale, dedicated actions are taken to cut carbon emissions.

Investors can adopt various strategies to support the transition, such as divesting from the most carbon intensive assets in their portfolios – the International Energy Agency, for example, recommends keeping 80% of today’s coal reserves in the ground – or investing in low-carbon projects.

In our view, the green bond market offers a tangible route to investing in the low-carbon economy. Green bonds are explicitly designed to raise capital for projects with clear environmental benefits, and there are now many issuers coming to the green bond market. As presented in the Exhibit 5, the CBI estimates that the green bond market may represent US\$1tn in 2020.

## Analysis and selectivity remain key

The green bond market continues to require due diligence in order to avoid the risks of aggressive marketing techniques. Being selective is key to raising the standards in this market. Selectivity and greater transparency indeed helps ensure that the most relevant and impactful green projects receive the necessary financing.

In this respect, benefiting from strong research and insight into the issuers of green bonds is vital as the market is still in the early stages of development and investors should be mindful

of potential cases of ‘green washing’, whereby inappropriate projects receive financing via the asset class.

As a responsible investor, the lack of common standards on green bond eligibility criteria in the global market requires dedicated analyses. Typically, proper monitoring and follow-up on green bond investments is necessary to ensure they are delivering on their promised environmental impact.

## A Green Bond assessment framework

Our in house assessment aims at ensuring the environmental benefits we would expect from green bonds are met. Based on the green bond principles (GBP), we have developed a four-pillar green bond assessment methodology (Exhibit 4).

Our first pillar aims to assess the ESG<sup>1</sup> quality of the issuer. In order to avoid the financing of controversial companies, we meet issuers and monitor their overall ESG performance. We also discuss how much the green bond issuance is in line with the broader environmental strategy.

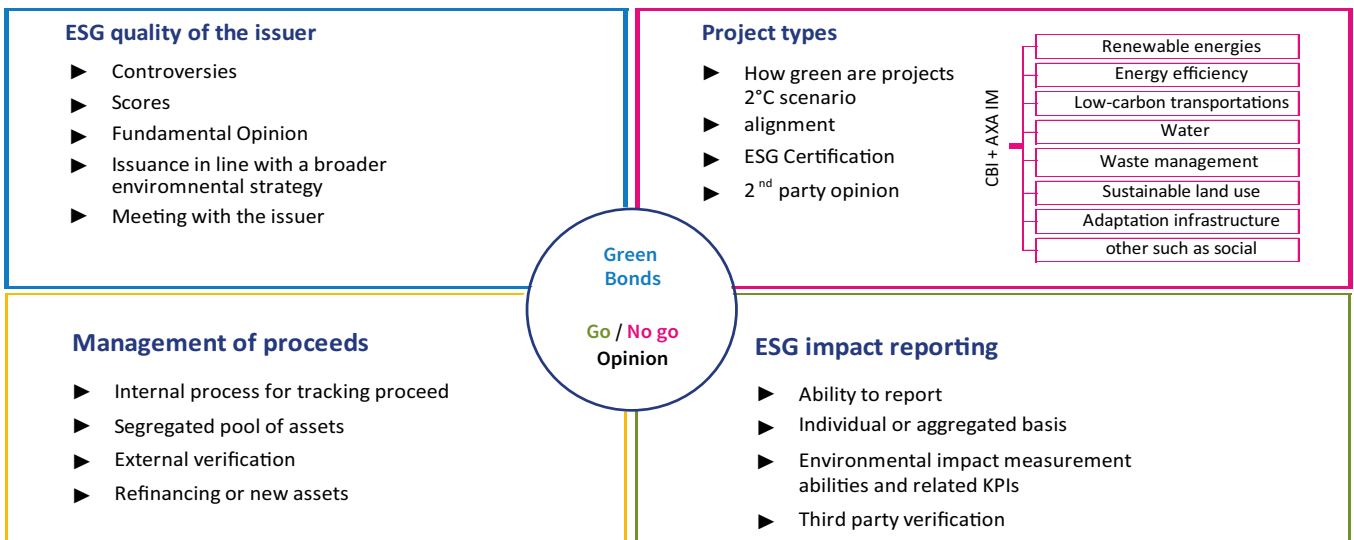
Second, we evaluate the greenness of the projects. We analyse eligible projects to verify that they fit with our requirements for a green bond investment. For instance, we exclude fossil fuel, nuclear energy production or large hydro construction projects. Inspired by the CBI taxonomy, the list of projects we consider green is supposed to be compatible with a 2°C scenario. The two remaining pillars – management of proceeds and impact reporting – are fully in line with the GBP.

<sup>1</sup> Environmental, social and governance

Exhibit 4

### A dedicated Green Bonds Assessment Framework

A judgemental framework



Aiming to select **the right Green Bonds**

Third, we verify that the issuer has in place sufficient guarantees to ensure the proceeds of the bond will effectively finance the eligible projects.

Lastly, we question the issuer's ability to provide reporting information on a project's environmental impact. The goal of this judgemental framework is to select the right green bonds in line with our clients' ambitious environmental strategies.

## 2018: the expansion of private financing for the Chinese green transition

To address its environmental issues, China has started to rebalance its economy from a highly-polluting, energy-intensive and investment-driven growth model towards a green, efficient and sustainable system, powered by consumption and services. The Chinese government has set ambitious carbon emission reduction and energy efficiency targets in its recently announced 13th Five Year Plan.

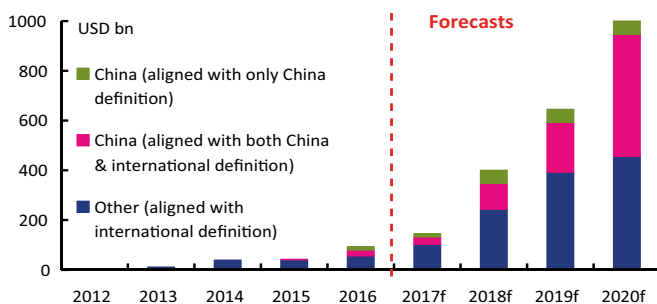
To achieve these goals, the PBoC estimates that an annual investment of at least RMB2tn to RMB4tn, (US\$320bn to \$640bn), will be required<sup>2</sup>. Considering only 10% to 15% of this will be funded by public finances, an effective mechanism for channelling the remaining 85% from private-sector capital into green projects is needed.

The green bond market has been developed precisely for this purpose. China has quickly emerged as a major green bond market. Building on the projection from the CBI, our estimate shows that China is set to dominate the global supply of green bonds for the many years to come (Exhibit 5).

Exhibit 5

### A growing share of the global green bond supply

China and non - China green bond issuance, with Chinese and global definitions



Source: Climate Bond Initiatives (CBI) and AXA IM Research

## More clarity needed to increase investors' confidence in Chinese green bonds

In December 2015, the PBoC released a set of rules and regulations. By doing so, China became the first country to have clear regulations governing its green bond market. Nevertheless, the coexistence of

various other standards<sup>3</sup> beside the PBoC's can create risks and confusion that may harm the development of the market. A future harmonisation of these rules is therefore vital for improving clarity and investors' confidence in Chinese green bonds.

## Common international standards for green bonds issuances on track

Comparing China's green bond standards with those of the usual international "standards" shows that there are still some deviations. Some projects, mainly relating to fossil fuel, are eligible for green bond financing in China, but are excluded by the international principles. In addition, global investors are concerned about the level of transparency and credibility of reporting, despite the fact that more than 70% of onshore issuances last year were verified by international green bond reviewers, such as EY<sup>4</sup> and PwC<sup>5</sup>. Finally, even for the interested investors, market access can be a practical hurdle given China's controlled capital account and limited convertibility of its currency.

Despite the outstanding issues, the Chinese authorities are moving fast to develop and liberalize its market. The PBoC, for example, has been in close discussions with regulators, issuers and investors in Europe, such as the European Investment Bank, to develop common standards for the green bond market. Internally, the PBoC and NDRC<sup>6</sup> are expected to announce an update of their respective regulations early next year, leading to a close convergence of green bond standards in China. Finally, Beijing is determined to continue the path of capital account liberalization, which will ease foreigners' access to the onshore market going forward.

## Conclusion

As noted in this paper, the green bond market is in growth mode. Driven largely by the interests of institutional investors, the market is poised to continue in its growth trajectory in the coming years. Nevertheless, investors should be mindful of the quality of the issuances and go beyond the Green Bond Principles in due diligence and quality assurance. Newer markets such as China will increasingly come on board with issuances over time. In order for the green bond market to maintain its growth, market participants across the board will need to ensure that the associated impacts are articulated, measured and transparent to meet the evolving expectations of investors.

<sup>3</sup> Other regulators, such as the National Development and Reform Commission, China Securities Regulatory Commission and the Shanghai Exchange, have developed their own standards

<sup>4</sup> EY = Ernst and Young Global Limited

<sup>5</sup> PwC = PricewaterhouseCoopers International Limited

<sup>6</sup> The National Development and Reform Commission is China top economic planning agent

<sup>2</sup> By Jun Ma, ex-chief economist of the PBoC, "China's central bank wants private capital for green investment", interview with CNBC, 25 February 2016

Our Research is available on line: <http://www.axa-im.com/insights>



**Insights Hub**  
The latest market and investment  
insights, research and expert views  
at your fingertips

[www.axa-im.com/insights](http://www.axa-im.com/insights)



**AXA IM**  
Insight

All our latest publications



#### DISCLAIMER

This document is for informational purposes only and does not constitute, on AXA Investment Managers part, an offer to buy or sell, solicitation or investment advice. It has been established on the basis of data, projections, forecasts, anticipations and hypothesis which are subjective. Its analysis and conclusions are the expression of an opinion, based on available data at a specific date. All information in this document is established on data made public by official providers of economic and market statistics. AXA Investment Managers disclaims any and all liability relating to a decision based on or for reliance on this document. All exhibits included in this document, unless stated otherwise, are as of the publication date of this document. Furthermore, due to the subjective nature of these analysis and opinions, these data, projections, forecasts, anticipations, hypothesis and/or opinions are not necessary used or followed by AXA IM's management teams or its affiliates, who may act based on their own opinions and as independent departments within the Company. By accepting this information, the recipient of this document agrees that it will use the information only to evaluate its potential interest in the strategies described herein and for no other purpose and will not divulge any such information to any other party. Any reproduction of this information, in whole or in part is, unless otherwise authorised by AXA IM, prohibited. Neither MSCI nor any other party involved in or related to compiling, computing or creating the MSCI data makes any express or implied warranties or representations with respect to such data (or the results to be obtained by the use thereof), and all such parties hereby expressly disclaim all warranties of originality, accuracy, completeness, merchantability or fitness for a particular purpose with respect to any of such data. Without limiting any of the foregoing, in no event shall MSCI, any of its affiliates or any third party involved in or related to compiling, computing or creating the data have any liability for any direct, indirect, special, punitive, consequential or any other damages (including lost profits) even if notified of the possibility of such damages. No further distribution or dissemination of the MSCI data is permitted without MSCI's express written consent.

This document has been edited by : AXA INVESTMENT MANAGERS SA, a company incorporated under the laws of France, having its registered office located at Tour Majunga, La Défense 9, 6 place de la Pyramide, 92800 Puteaux, registered with the Nanterre Trade and Companies Register under number 393 051 826.

In Australia, this document is issued by AXA Investment Managers Asia (Singapore) Ltd (ARBN 115203622), which is exempt from the requirement to hold an Australian Financial Services License and is regulated by the Monetary Authority of Singapore under Singaporean laws, which differ from Australian laws. AXA IM offers financial services in Australia only to residents who are "wholesale clients" within the meaning of Corporations Act 2001 (Cth).

In Belgium, this document is intended exclusively for Professional Clients only, as defined by local laws and the MIFID directive, and is distributed by AXA IM Benelux, 36/3 boulevard du Souverain – 1170 Brussels Belgium, which is authorised and regulated by the FINANCIAL SERVICES AND MARKETS AUTHORITY. In Germany, This document is intended for Professional Clients as defined in Directive 2004/39/EC (MiFID) and implemented into local law and regulation only. In Hong Kong, this document is issued by AXA Investment Managers Asia Limited (SFC License No. AAP809), which is authorized and regulated by Securities and Futures Commission. This document is to be used only by persons defined as "professional investor" under Part 1 of Schedule 1 to the Securities and Futures Ordinance (SFO) and other regulations, rules, guidelines or circulars which reference "professional investor" as defined under Part 1 of Schedule 1 to the SFO. This document must not be relied upon by retail investors. Circulation must be restricted accordingly. In the Netherlands, this document is intended exclusively for Professional Clients only, as defined by local laws and the MIFID directive, and is distributed by AXA IM Benelux- Netherlands Branch, Atrium - Tower A, 14th Floor Strawinskylaan 2701 1077ZZ Amsterdam - the Netherlands, which is authorised and regulated by the FINANCIAL SERVICES AND MARKETS AUTHORITY. In Singapore, this document is issued by AXA Investment Managers Asia (Singapore) Ltd. (Registration No. 199001714W). This document is for use only by Institutional Investors as defined in Section 4A of the Securities and Futures Act (Cap. 289) and must not be relied upon by retail clients or investors. Circulation must be restricted accordingly. In Spain and Portugal, this document is distributed by AXA Investment Managers GS Limited, Spanish Branch, has its registered office in Madrid, Paseo de la Castellana no. 93, 6th floor, is registered in the Madrid Mercantile Register, sheet M-301801, and is registered with the CNMV under 19 number as ESI of the European Economic Space, with Branch. In Switzerland, this document is intended exclusively for Qualified Investors according to Swiss law. Circulation must be restricted accordingly.

This document has been issued by AXA Investment Managers LLC, Qatar Financial Centre, Office 703, 7th Floor, QFC Tower, Diplomatic Area, West Bay, PO Box 22415, Doha, Qatar. AXA Investment Managers LLC is authorised by the Qatar Financial Centre Regulatory Authority.

In the United Kingdom, this document is intended for Professional Clients only, as defined by local laws and regulation, and is issued by AXA Investment Managers UK Ltd, which is authorised and regulated by the Financial Conduct Authority.

© AXA Investment Managers 2017. All rights reserved

Design & Production: Internal Design Agency (IDA) | December 2017 | 29-9918 | Photo Credit: GettyImages

[axa-im.com](http://www.axa-im.com)